

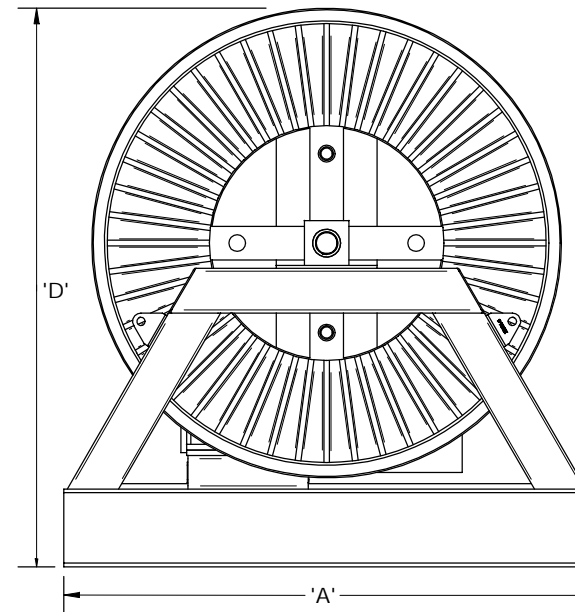
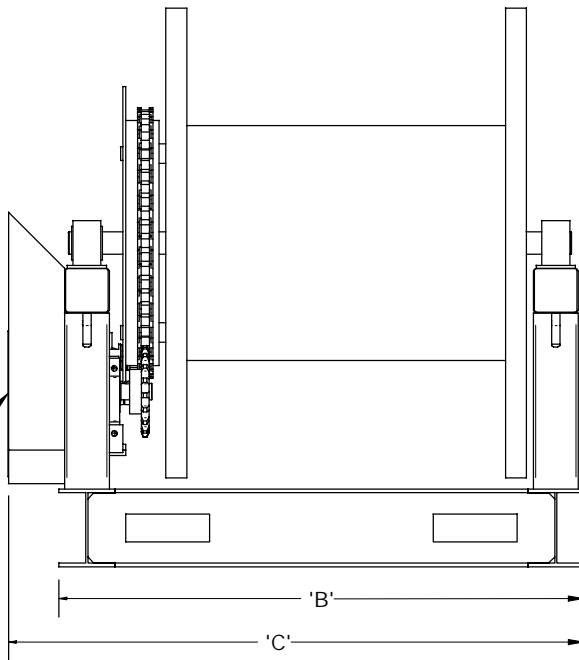
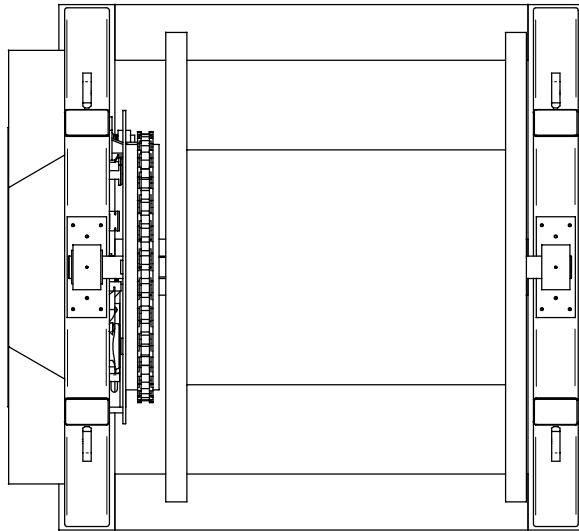
DRILL LINE SPOOLER SPECIFICATIONS

UNITS	DRILL LINE		REEL CAPACITY				SPOOLER DIMENSIONS				WEIGHTS	
	IN	FT	IN	IN	IN	IN	IN	IN	IN	IN	LBS	LBS
MODEL	SIZE	LENGTH	MAX FLANGE DIA	MAX OUTSIDE WIDTH	MIN ARBOR HOLE	MIN DRIVE HOLE	A	B	C	D	APPROX EMPTY WEIGHT	APPROX LOADED WEIGHT
TUAF-20 DLS	1 1/8	5,000	80	55	4	2	62.5	80.75	90.75	87.5	4,000	28,000
TUAF-30 DLS	1 3/8	7,500	90	62	4	2	94	91.5	101.5	100	5,700	40,000
TUAF-45 DLS	1 3/4	7,500	100	70	5	2	97	101	111	118	7,000	56,000
TUAF-60 DLS	1 3/4	10,000	108	75	6	2	100	107	117	124	9,500	72,000
TUAF-80 DLS	2	10,000	120	80	7	3	110	118	128	140	11,000	95,000
TUAF-120 DLS	2	15,000	128	80	7	3	100	120	130	140.38	11,500	131,000

DIMENSIONS AND WEIGHTS ARE APPROXIMATE AND SUBJECT TO CHANGE

REEL IN DRAWING IS OFFERED AS OPTIONAL

TUAF-60 & 80 FORKLIFT POCKETS ARE NOT STANDARD



UNLESS OTHERWISE SPECIFIED:	
DIMENSIONS ARE IN INCHES. DIMENSIONS IN G & F ARE IN MILLIMETERS PER ANSI Y 14.5M UNLESS NOTED OTHERWISE.	
DIMENSIONS ARE UNLESS OTHERWISE SPECIFIED.	
TOLERANCES:	
3/16" - + .015	125/
.001" - + .003	
.000" - + .005	
ANGLES = 1°	
DESIGNED BY:	DATE:
DRAWN BY: S D	DATE: 6/9/05
CHECKED BY:	DATE:
APPROVED BY:	DATE:

REV	DESCRIPTION	BY	DATE
REVISION			
TULSA POWER, L.L.C. 913 N. WHEELING AVE. TULSA, OKLAHOMA 74110			
TUAF-DLS			
SCALE:	NONE	SHEET 2 OF 2	DRAWING NO.: TUAF-DLS

THIS DRAWING AND ALL INFORMATION ON IT IS THE PROPERTY OF TULSA POWER, L.L.C. IT IS CONFIDENTIAL AND IS LOANED TO YOU FOR A LIMITED PURPOSE AND MUST BE RETURNED OR DESTROYED. NO REPRODUCTION OR TRANSMISSION IN ANY FORM OR BY ANY MEANS, ELECTRONIC OR MECHANICAL, INCLUDING PHOTOCOPYING, RECORDING, OR BY ANY INFORMATION STORAGE AND RETRIEVAL SYSTEM, IS PERMITTED WITHOUT THE WRITTEN PERMISSION OF TULSA POWER, L.L.C.